


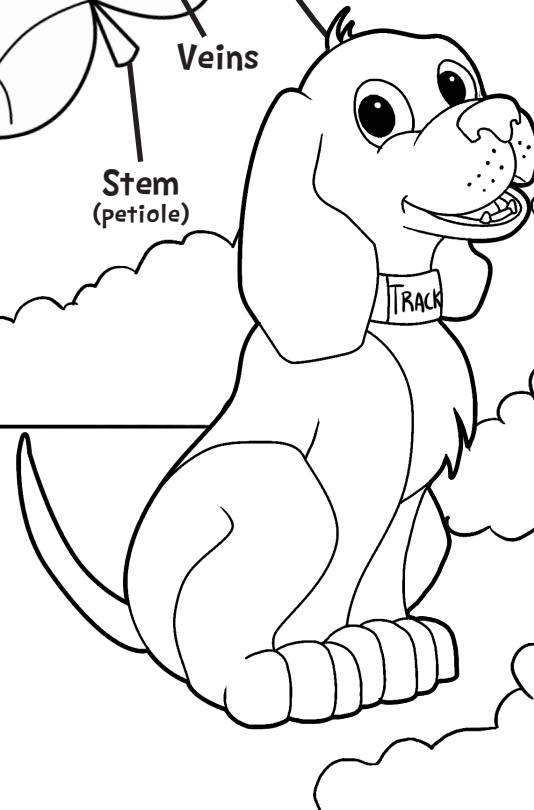
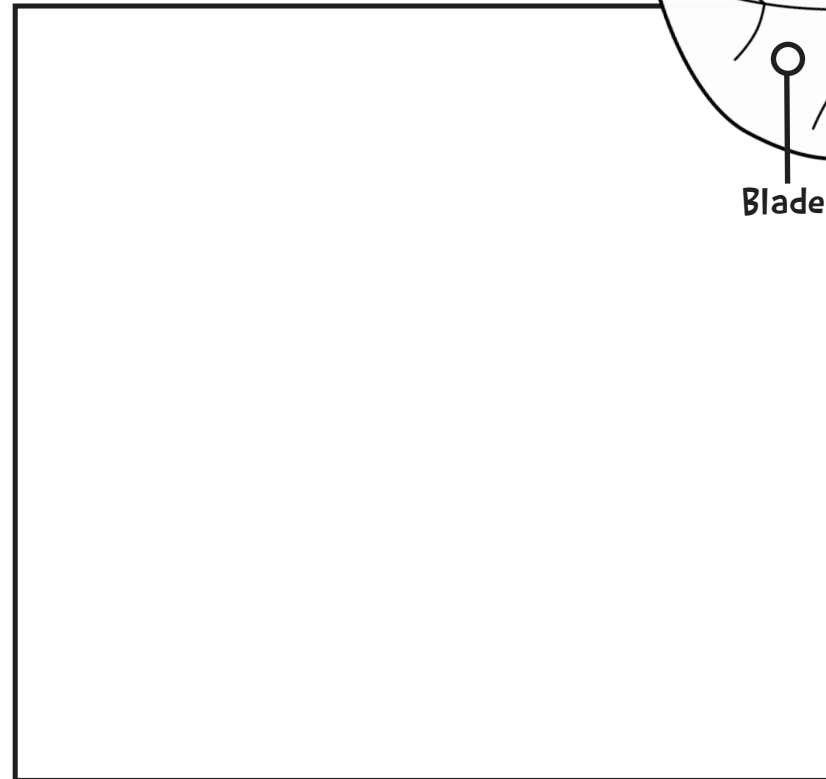
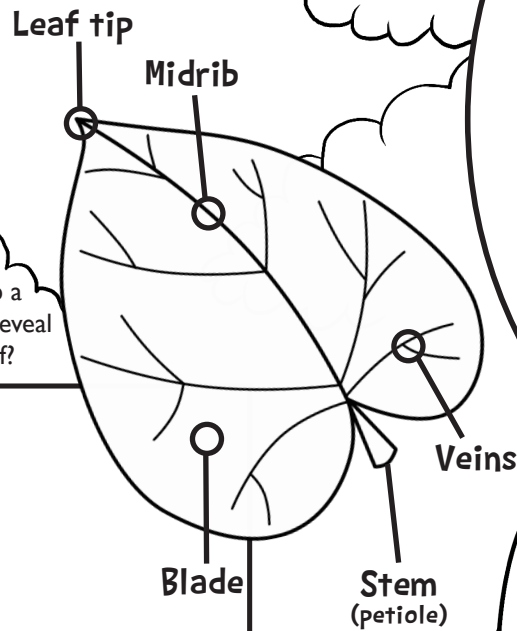
Nature Artist

Did you know that you can study nature through art? Many **naturalists**, people who study plants and animals, use drawings to record their findings. Use these activities to discover new ways to observe nature.



Leaf Rubbings

Find a leaf, and place it beneath the paper. Gently rub a crayon or pencil across the paper above the leaf to reveal its pattern. Can you see the different parts of the leaf?



Nature Sound Map


Find a place to sit outside. The X in the circle above represents where you are sitting. Now listen to the sounds around you and draw pictures to represent what you hear and where you hear it.




Naturalist Notes:

Find one of each object below, and draw a picture of it. You can then take notes on each object. Think of some questions to ask yourself about the objects, like, how big is it? What colors do you see? What does it feel like?


Flower



Rock



Insect



Some naturalists draw the landscapes of the places they visit in their notebooks. Find a place outside to sit, and draw the scenery around you. It can be in your backyard, on a hiking trail, or in a park. Pay attention to the nature you see, and make notes.

