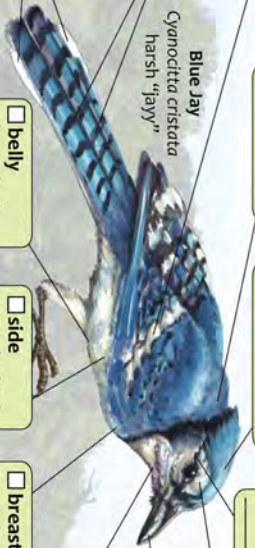


**Field Marks**


In addition to size, shape, location and behavior, field marks can be used to help identify birds. If you can't identify a bird on your hike, remembering what certain parts of the bird looked like can help you identify it when you get home. On your birding adventure, try to find a bird you don't know and see if it has any of the following field marks:



**Blue Jay**  
*Cyanocitta cristata*  
harsh "jay"

- tail bars**  
Are there any stripes across the bird's tail?
- tail markings**  
Does the bird have white edges on its tail or a different color on the tip?
- wing bars**  
Does the bird have wing bars or patches?
- belly**  
What color is the bird's belly?
- nape**  
Is the bird's nape a different color?
- side**  
Does the bird have coloring on the sides?
- breast**  
Does the breast have speckles or bands of color?
- eyebrow**  
Does the bird have an eyebrow? What color?
- throat**  
Is the bird's throat a different color?
- beak or bill**  
What shape and color are the beak?
- eyestripe**  
Does the bird have a stripe through the eye?
- crowns**  
Does the bird have a colored "cap" or a crest on its head?


**TRACK your hike at**  
**kidsinparks.com**  
and get **FREE** prizes!




Thanks for joining us on the trail today! Visit our website to find more TRACK Trail™ adventures near you!

The next generation of stewards will help preserve the world's plants, animals, natural lands and our heritage. What will you do to make a difference?




*Kids in Parks...*  
Providing a network of fun-filled adventures that get kids and families active outdoors and connected to nature.



TRACK Trail Partners




Kids in Parks Founding Partners

**TRACK TRAIL**  
KIDS IN PARKS

# Birds of the Piedmont



White-breasted Nuthatch  
*Sitta carolinensis*  
nasal "yenk yenk"

Depending on the season, over 200 species of birds can be found in the Piedmont region. Use this brochure to discover how you can identify birds with clues such as location, behavior, size, shape and field marks.



# What kind of bird is that...


When trying to identify a bird, the first things to look for are location and behavior. Is the bird up high making noise, or on the ground digging in leaves? Next, think about size and shape. Is it big like a crow, or small like a sparrow? Does it have pointy wings, or a long tail? Finally, you can use field marks to identify birds— flip to the back panel to discover how.

**Circle the birds you find on your hike today!**

## in the trees?

Almost all the birds of the Piedmont use trees and shrubs for food, shelter, or nesting. Woodpeckers and chickadees make their nests in the cavities of trees and pick insects from the bark. Trees can provide seeds and berries for birds such as waxwings and goldfinches to eat.

Look into the trees. How many different birds can you find? \_\_\_\_ What parts of the tree are the birds using? \_\_\_\_\_



**Downy Woodpecker**  
*Picoides pubescens*  
"Pik.....pik...pik"

**Carolina Chickadee**  
*Poecile carolinensis*  
"chickadeedeedeede"

**Cedar Waxwing**  
*Bombycilla cedrorum*  
high-pitched trill, "bzeeee"

**American Goldfinch**  
*Carduelis tristis*  
"per-chik-o-ry"  
in flight

## on the ground?

Birds that feed on the ground usually specialize in catching bugs or finding seeds. American Robins use their beaks to pull earthworms from the ground. Towhees and cardinals scratch through leaves to uncover fallen seeds and berries. Mourning doves peck insects and seeds from gravelly areas. Check the ground near trail, stream and field edges. How many different birds can you find? \_\_\_\_ Can you tell what they are eating? \_\_\_\_\_



**American Robin**  
*Turdus migratorius*  
"plurri, kliwi,  
plurri, kliwi"

**Eastern Towhee**  
*Pipilo erythrophthalmus*  
"drink your teeeee"

**Northern Cardinal**  
*Cardinalis cardinalis*  
whistles "woit woit  
chew chew chew"

**Mourning Dove**  
*Zenaida macroura*  
mournful "ooOH  
cooo coo coo"

**Carolina Wren**  
*Thryothorus ludovicianus*  
varied "pidaro pidaro pidaro"

**Northern Mockingbird**  
*Mimus polyglottos*  
varied phrases "krrDEE krrDEE  
krrDEE, wikwikwikik"

## in the air?

Birds that spend a lot of time in the air use their strong eyesight to find food. Hawks, crows and vultures can usually be found perched or circling up high as they search for their next meal. Scan the sky over fields and through openings in the trees. Are there any large birds flying overhead? \_\_\_\_ Are they flapping or gliding? \_\_\_\_\_



**Turkey Vulture**  
*Cathartes aura*  
warning "hsssss"

**Red-tailed Hawk**  
*Buteo jamaicensis*  
"keeee-arr" raspy scream

**American Crow**  
*Corvus brachyrhynchos*  
"caww caww"

## making noise?

Birds make all kinds of noises – some sing to attract a mate, while others will call attention to food, danger or territory. Carolina wrens are known for their loud, cheerful song and chattering sounds. Northern mockingbirds can imitate hundreds of different sounds, and will sometimes sing at night! Close your eyes and listen for one minute. How many different birds can you hear around you? \_\_\_\_\_

Illustrations by David Williams,  
-Wingin' It Works