

# CONSTRUCTION MATERIALS

The CCC used local resources to build infrastructure.  
Can you find these construction materials?

## MASONRY FROM ROCKS

GRAVEL



STONE



BOULDER



## LUMBER FROM TREES

OAK



MAPLE





PINE



HICKORY



## CAN YOU FIND?



OTHER?

TRACK your hike at

[kidsinparks.com](http://kidsinparks.com)

and get **FREE** prizes!



Visit our website to find more TRACK Trail™ adventures near you!

Thanks for joining us today!



## Follow us!

 @KidsInParks

 @KidsInParks

 @KidsInParksBRPF



Kids in Parks is a program of the



“WE CAN TAKE IT!”  
LIFE IN THE CCC



The CCC (Civilian Conservation Corps) was a program started to give young men jobs during the Great Depression. From 1933 to 1942, enrollees built roads, bridges, trails, and other infrastructure that we still enjoy today. Use this brochure to explore the life of a CCC enrollee.



# "WE CAN TAKE IT!"

"We can take it!" was more than just a slogan for enrollees of the CCC, it was a way of life. The program built the young men up through exercise, education, skills training, and a long list of projects to complete. The day began every day at 6 AM and ended with a strict lights-out call at 9PM. *Let's get to work!*


## CALISTHENICS

Camp life included a strong focus on the health of enrollees. The men had access to medical care as well as opportunities for healthy activity. Every morning began with a routine of calisthenic exercises.

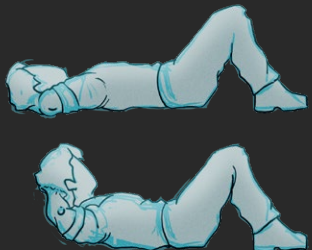
**Find an open space to warm up with some calisthenics. Take 30 seconds with each exercise.**

*Check off the exercises you complete.*

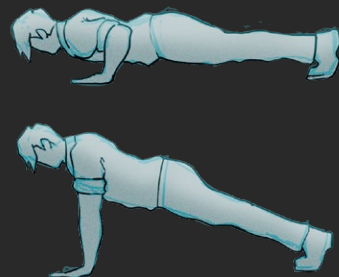
### JUMPING JACKS



### CRUNCHES



### PUSHUPS



# WOODSMANSHIP

For many enrollees, their CCC assignment was their first immersive experience in the wilderness. Building a collection of wilderness skills and knowledge was essential to completing projects.

## OBSERVATION

Observation was the most important skill for enrollees. It kept enrollees aware of dangers, valuable resources, and prevented them from getting lost in the woods.

## ★ WAYFINDING CHALLENGE

Record 3 recognizable features along the trail. On your way back, look for those same features and check them off to verify you are still on the right trail.

<b>Feature 1</b>	_____	found again? <input type="checkbox"/>
	<i>feature</i>	
<b>Feature 2</b>	_____	found again? <input type="checkbox"/>
	<i>feature</i>	
<b>Feature 3</b>	_____	found again? <input type="checkbox"/>
	<i>feature</i>	

# TOOLS OF THE TRADE



What do you think these tools are for?  
Match each tool with its purpose below.

<b>1.</b> _____	<b>DIGGING</b>	<b>2.</b> _____	<b>BREAKING SOIL / ROCK</b>
<b>3.</b> _____	<b>FELLING TREES</b>	<b>4.</b> _____	<b>CHOPPING</b>

*Answers: 1. shovel; 2. mattock; 3. crosscut saw; 4. double-bit axe*

# WILDERNESS HAZARDS



STINGING NETTLE

POISON OAK

POISON IVY

WATER HEMLOCK

skin irritant

DEADLY if swallowed!